

**Mobile Base for
14" Bandsaw w/Open Stand
Model: 13-321**

RIKON
POWER TOOLS



Note: Mobile Base and Stand Legs for
10-321 Bandsaw are Black in Color.

Owner's Manual

For more information:

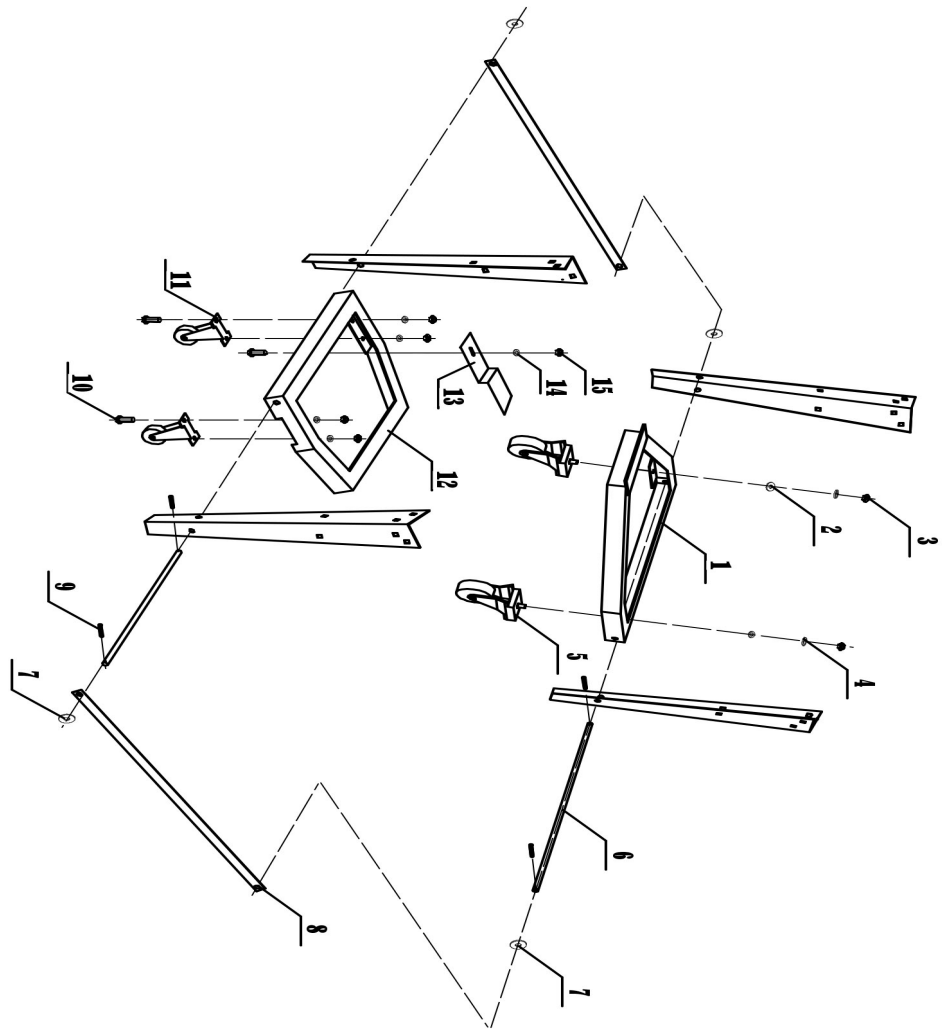
www.rikontools.com or info@rikontools.com

For Parts or Questions:

techsupport@rikontools.com or 877-884-5167

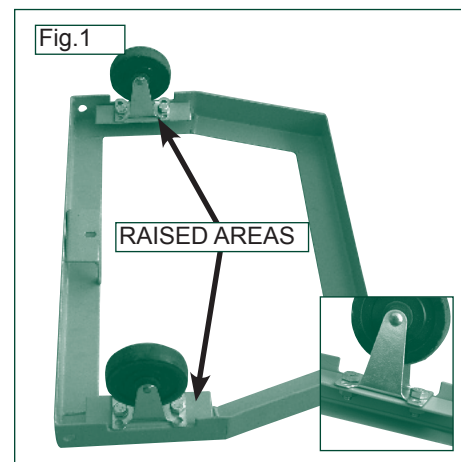
List of Loose Parts

Key#	Description	QTY
1	Pedal frame	1
2	Big washer	2
3	Hex. Nut	2
4	Spring washer	2
5	Movable castor	2
6	Shaft	1
7	Big washer	4
8	Brace support bar	2
9	Split pin	4
10	Hex. Screw	5
11	Castor	2
12	Movable frame	1
13	Release pedal	1
14	Flat washer	5
15	Hex. Nut	5




Mobile Base Assembly

1. On the underside of the movable frame, locate the two raised areas on either side. Mount the two back castors and secure in place using the nuts and bolts provided. Fig.1.




2. Locate the release pedal and install to the movable frame between the two castors. Fig.2.

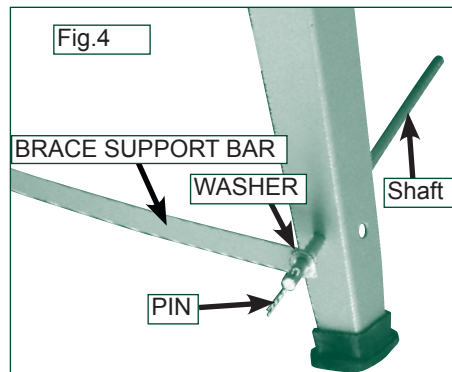


Wheel Kit Assembly Cont.

3. Locate the two front castors, mount and secure them to the pedal frame. Fig.3.




Next slide a shaft through on one of the front legs and install a brace support bar. Place a washer on the shaft and slide a pin throughout the shaft end. Fig.4.



4. Pass the shaft through the pedal frame and through the opposing leg. Fig.5.




5. Once the shaft is through the opposing leg install the remaining brace support bar on the shaft and secure with a washer and pin (as in previous Fig.4) Fig.6.



Next pass the remaining shaft through the rear of the stand and install the brace support bar with washer and pin (as in previous Fig.4).

6. The movable frame can now be installed to the shaft and secured to the opposing rear leg with the other brace support bar, washer and pin. Ensure movable frame is installed below the movable pedal frame. Fig.7.

NOTE: It may be necessary to remove the front stand brace above foot pedal to operate the release. Fig.7.





**For more information:
16 Progress Rd
Billerica, MA 01821**

**877-884-5167/978-528-5380
techsupport@rikontools.com
www.rikontools.com**